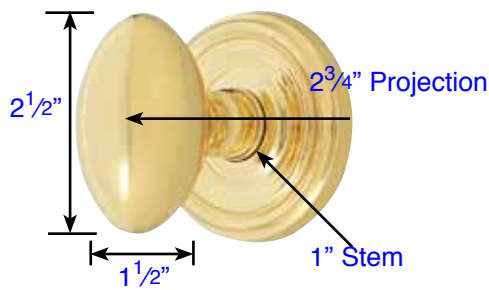
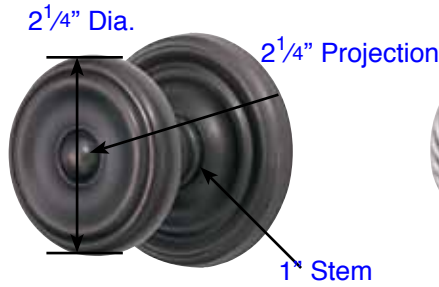


CLASSIC FORGED BRASS KNOBSETS

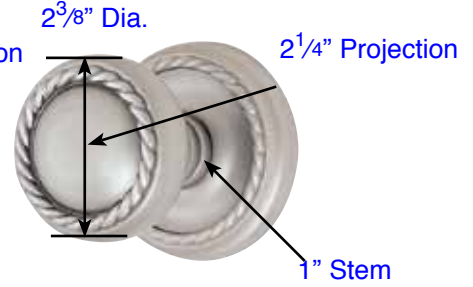
Complete set includes Latch and Strike Plate



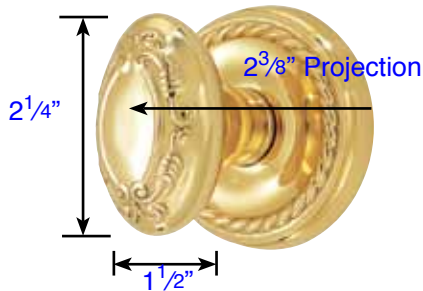
Egg (E)



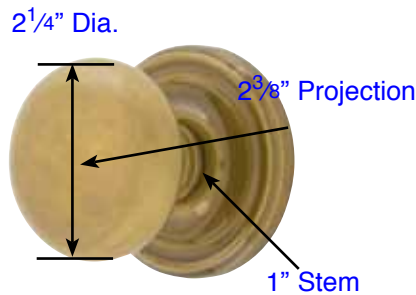
Waverly (W)



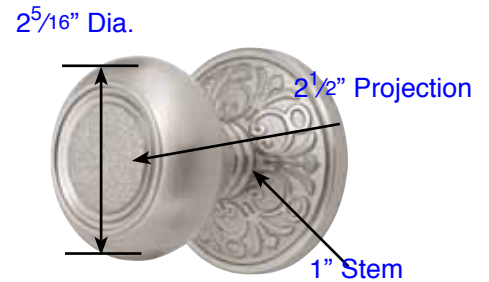
Rope (RK)



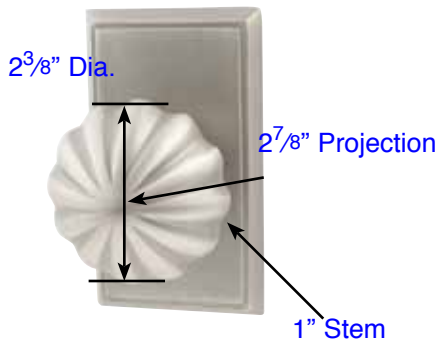
Victoria (V)



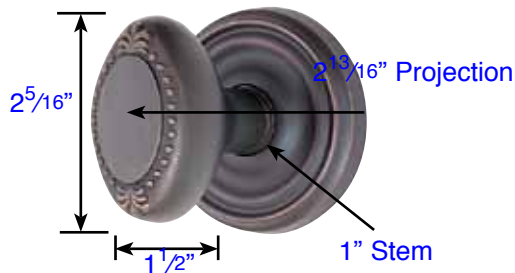
Providence (P)



Belmont (BT)



Melon (MN)



Beaded Egg (BE)

Door Thickness Specifications

Brass Passage & Privacy Sets (Knobs & Levers)

- Standard Door Thickness: 1 1/4" - 2"
- Standard Components:
 - Privacy Pin (for privacy sets)
 - Inside Passage Half Spindle
 - 1 1/2" Rosette Screws
 - Full-Lip Strike Plate

- **Extended** Door Thickness: 2" - 2 1/2"
- Extended Components:
 - Privacy Pin w/ Extension (for privacy sets)
 - Long Inside Passage Half Spindle
 - 2" Rosette Screws
 - Extended Full-Lip Strike Plate

- **Extended** Door Thickness: 2 1/2" - 3"
- Extended Components:
 - Privacy Pin w/ Extension (for privacy sets)
 - Extra Long Inside Passage Half Spindle
 - 2 1/2" Rosette Screws
 - Extended Full-Lip Strike Plate