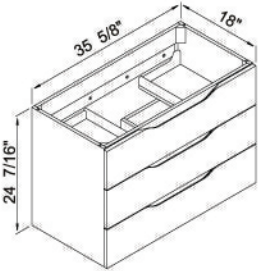
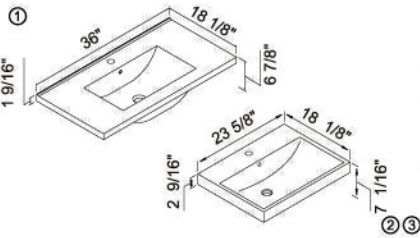
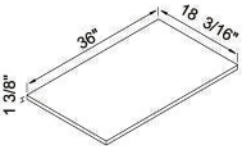
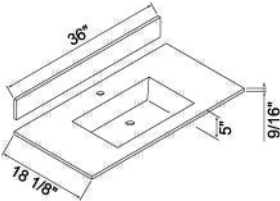


Bolano-36

Specs	Component	Description	Unit Price (ea.)
Cabinet:			
	Cabinet	<ul style="list-style-type: none"> • 36" Wall Hung Cabinet features 3 fully adjustable drawers with full extension soft closing glides • Cabinet with matching finished interior • Bottom drawer includes adjustable tempered glass dividers 	
	B100-36-002-WA	Walnut	
	B100-36-002-GW	Glossy White	
	B100-36-002-AG	Ash Grey	
Ceramic Basin options:			
	① CB-8136-WH	<ul style="list-style-type: none"> • 36" Ceramic Basin with overflow • Single faucet hole • White 	
	Below requires a wood countertop Model # WT9-36-000-000-XX		
	② CB-7124-WH	<ul style="list-style-type: none"> • 24" Ceramic Basin with overflow • Single faucet hole • White 	
③ CB-7124-BI	<ul style="list-style-type: none"> • 24" Ceramic Basin with overflow • Single faucet hole • Biscuit 		
Wood Countertop:			
	Wood Countertop	<ul style="list-style-type: none"> • 36" Wood Countertop • No holes • Requires cut out by on-site installer (See Washbasin Price Book for complete selection) 	
	WT9-36-000-000-WA	Walnut	
	WT9-36-000-000-GW	Glossy White	
	WT9-36-000-000-AG	Ash Grey	
Glass Countertop/Basin options:			
	Glass Countertop/ Basin	<ul style="list-style-type: none"> • 36" Tempered Glass Countertop/Basin • No overflow • Backsplash included • Single faucet hole 	
	GTS1808-36-110-EG	• Ever Green	
	GTS1808-36-110-WW	• Winter White	
Suggested Accessories	Complete Selection	Shown	Unit Price (ea.)
Medicine Cabinet	Pages: 196-201	MP9-36P-030-WA	
		MP9-36P-030-GW	
		MP9-36P-030-AG	
Linen Cabinet	Pages: 204-208	LCAS-161560-0002-WA	
		LCAS-161560-0002-GW	
		LCAS-161560-0002-AG	
Mirror	Pages: 202-203		

31" to 36"