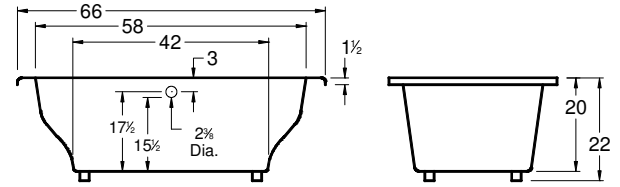
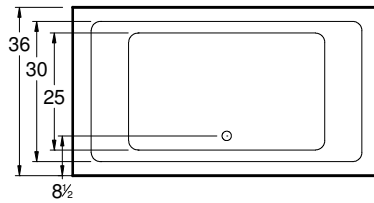


Always check the website for the most updated specifications: www.americh.com

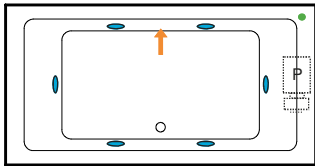


Tub pictured with optional waste & overflow.

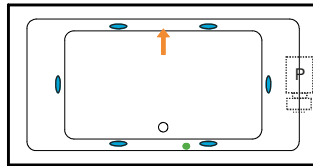


All bathtub dimensions are $\pm 1/2"$.

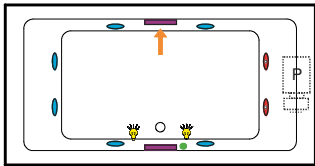
Builder Series



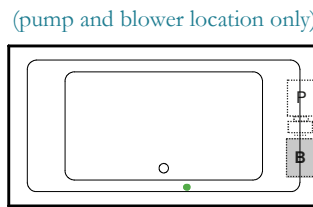
Luxury Series



Platinum Series

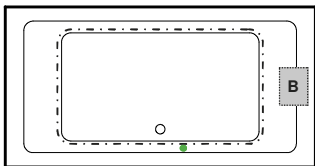


Combination

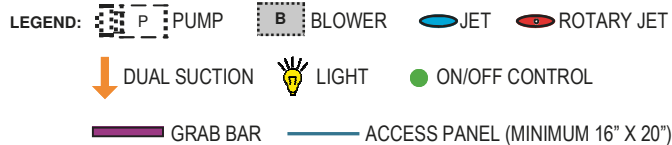
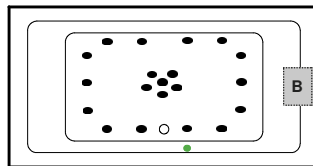


(pump and blower location only)

Airbath System II



Airbath System III



INSTALLATION TIPS

- Install according to Owner's Manual and local codes.
- Airbath III units may be 1 1/2" - 2 1/2" higher than stated.
- Any whirlpool or Airbath® unit requires an access panel.
- Hot water supply should be 65-75% of tub capacity or greater. Always consult your local plumber for recommendations as installations will vary.
- Cut-out dimension: 64" x 34"

DIMENSIONS

66" x 36" x 22" (1676 x 914 x 559 mm)

Whirlpool Operating Gallons = 60 (Liters = 227)

Gallon to Overflow = 90 (Liters = 341)

TUB FLOOR: NON-Textured

UNDERMOUNT: Yes

- Advise Americh when ordering to ensure there are no issues with deck mounted controls.
- Always take dimensions directly from the unit.

ELECTRICAL REQUIREMENTS

Americh recommends one 20 amp ground fault circuit interrupter (GFCI) for each power supply provided with the bathtub.

OPTIONAL ACCESSORIES

- Apron
- Chromotherapy*
- Grab Bars: 9" * - 14" - 16"
- High Density Insulation*
- Inline Heater
- Jets: Additional or Rotary*
- Pillows: 13" - Angle* - Head Support System
Head and Shoulder Support System
- Quiet Pump with Built-in Heater Upgrade*
- Remote Control Upgrade (Select Series Only)
- Tile Flange Kit
- Trim Kit Upgrade*
- Waste & Overflow*
- White Tub Surround

*Standard on Platinum Series

CODES AND COMPLIANCE

Americh products meet or exceed the following standards:

- Underwriters Laboratories (UL)
- Underwriters Laboratories - Canada (cUL)
- Canadian Standards Association - (CSA)
- ANSI Z124.1 • ANSI A112-19.7
- ANSI A112.19.8

Contact Americh for additional approvals.