



Cube

VCS 48

inch 48x22x2 mm 1219x559x51

■ **interior dimensions**

inch 40x14x3.375 mm 1016x356x86

■ **weight**

lb - 38 kg - 17

■ **installation**

above counter

■ **accessory**

cedar bridge wenge shade

■ **overflow**

without overflow : VCS 48

built-in overflow : VCS 48-O

polished chrome or brushed nickel

■ **faucet hole**

mono, 8" c/c or no hole

■ **material**

WETMAR™, glossy or mat finish

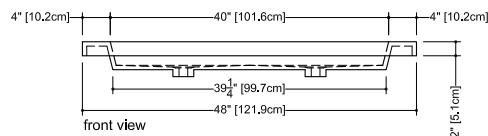
■ **color**

white

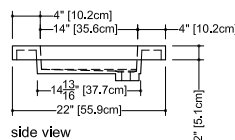
■ **codes/standards applicable**

IAPMO-ANSI Z124.1 - IAPMO-ANSI Z124.3

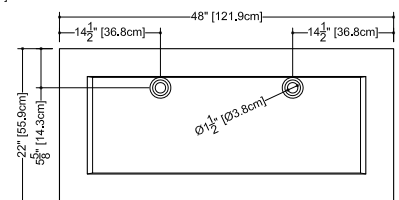
CSA B 45.0 - CSA B45.4



front view



side view



plan view

WETSTYLE cannot be held responsible for any technical errors and reserves the right to make revisions without notice.

Approximate measurement.
The manufacturer accept 1/4" (6.35mm) variance.

www.WETSTYLE.CA - Montreal - Canada
Tel. 450.536.9000 - 1 888.536.9001 - Fax. 450.536.0202

