



Cube

VCS 24

inch 24x22x2 mm 610x559x51

interior dimensions

inch 16x14x3.375 mm 406x356x86

weight

lb - 18 kg - 8

installation

above counter

accessory

nil

overflow

without overflow : VCS 24

built-in overflow : VCS 24-O

polished chrome or brushed nickel

faucet hole

mono, 8" c/c or no hole

material

WETMAR™, glossy or mat finish

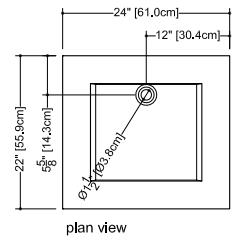
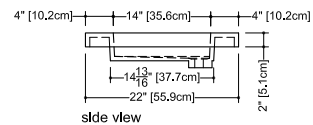
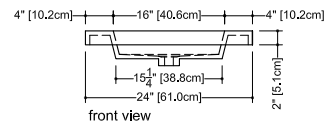
color

white

codes/standards applicable

IAPMO-ANSI Z124.1 - IAPMO-ANSI Z124.3

CSA B 45.0 - CSA B45.4



WETSTYLE cannot be held responsible for any technical errors and reserves the right to make revisions without notice.

Approximate measurement.
The manufacturer accept 1/4" (6.35mm) variance.

www.WETSTYLE.CA - Montreal - Canada
Tel. 450.536.9000 - 1 888.536.9001 - Fax. 450.536.0202

