



Cube

VC 60

inch 60x22x4 mm 1524x559x102

■ **interior dimensions**

inch 16x14x3.375 mm 406x356x86

■ **weight**

lb - 56 kg - 26

■ **installation**

above counter

■ **accessory**

nil

■ **overflow**

without overflow: VC 60
built-in overflow: VC 60-O
polished chrome or brushed nickel

■ **faucet hole**

mono, 8" c/c or no hole

■ **material**

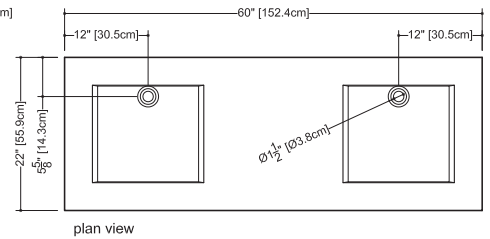
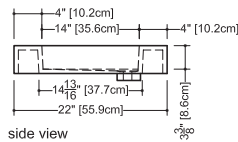
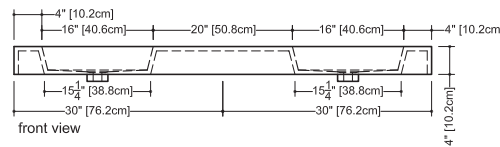
WETMAR™, glossy or mat finish

■ **color**

white

■ **codes/standards applicable**

IAPMO-ANSI Z124.1 - IAPMO-ANSI Z124.3
CSA B 45.0 - CSA B45.4



WETSTYLE cannot be held responsible for any technical errors and reserves the right to make revisions without notice.

Approximate measurement.
The manufacturer accept 1/4" (6.35mm) variance.

www.WETSTYLE.CA - Montreal - Canada
Tel. 450.536.9000 - 1 888.536.9001 - Fax. 450.536.0202

