



Codes/Standards Applicable

- ANSI Z124.1.2
- CSA B45 Series

Whirlpool Bathtubs:

- UL1795
- ASME A112.19.7
- CSA C22.2 No. 218.2
- CSA B45.10

KEY BENEFITS

Classic oval design with sleekly sculpted contour and backrest adds an elegant touch to any bathroom

Comfortable face-to-face bathing

STANDARD FEATURE(S)

Centre drain
Integrated faucet area
Ergonomic backrests
Relaxing armrests

PLUMBER FEATURE(S)

Podium installation
No apron available

COMMON OPTIONS

Flexible main hose 15 ft for electronic control
Metal trim kit for Aerofeel
Metal trim kit for whirlpool and combined systems
One 6-in. acrylic grab bar
[One chromatherapy light](#)
[Ozonator for whirlpool system](#)

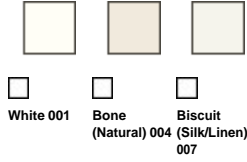
Thermo-Acoustic system
Waste and overflow
Water heater assembly
White foam cushion

MASSAGE SYSTEM(S)

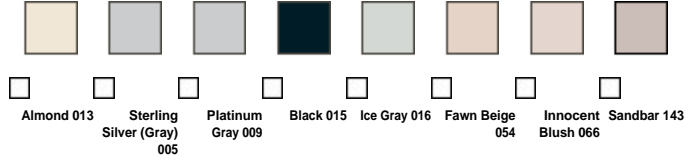
[Aerofeel](#)
[Combined Hydromax and Aerofeel](#)
[Hydromax](#)
[Hydromax Rest™](#)
Hydromax with Backmax

Colors

Standard Acrylic Colors



Non-Standard Acrylic Colors



Colors shown are for reference purposes only and are subject to change without notice. Exact matches are not possible with your monitor display or printing method used.

Model Specifications, Options and Accessories

| <input checked="" type="checkbox"/> | No | Model | Dimensions in. (mm) | Approx. Weight lb (kg) | PKG ft3 (m3) |
|---|------------|---------|--------------------------|------------------------|--------------|
| <input type="checkbox"/> | 100075-000 | BATHTUB | 65 3/4 X 41 1/2 X 23 7/8 | 92 | 38 |
| Water Capacity: Minimum: 47 gal. Maximum: 70 gal. | | | | | |

Whirlpool Systems

| <input checked="" type="checkbox"/> | No | Description | Dimensions in. (mm) | Approx. Weight lb (kg) | PKG ft3 (m3) |
|-------------------------------------|------------|------------------------------------|--------------------------|------------------------|--------------|
| <input type="checkbox"/> | 100075-004 | HYDROMAX White cushion included | 65 3/4 X 41 1/2 X 23 7/8 | 137 | 38 |
| <input type="checkbox"/> | OPT 20141 | HYDROMAX REST™ | N/A | N/A | N/A |

Air System

| <input checked="" type="checkbox"/> | No | Description | Dimensions in. (mm) | Approx. Weight lb (kg) | PKG ft3 (m3) |
|-------------------------------------|------------|-------------|--------------------------|------------------------|--------------|
| <input type="checkbox"/> | 100075-055 | AEROFEEL | 65 3/4 X 41 1/2 X 23 7/8 | 117 | 38 |

Combined Systems

| <input checked="" type="checkbox"/> | No | Description | Dimensions in. (mm) | Approx. Weight lb (kg) | PKG ft3 (m3) |
|-------------------------------------|------------|--|--------------------------|------------------------|--------------|
| <input type="checkbox"/> | 100075-094 | COMBINED HYDROMAX AND AEROFEEL White cushion included | 65 3/4 X 41 1/2 X 23 7/8 | 152 | 38 |
| <input type="checkbox"/> | OPT 20141 | HYDROMAX REST™ | N/A | N/A | N/A |

Common Options

| <input checked="" type="checkbox"/> | No | Description | Dimensions in. (mm) | Approx. Weight lb (kg) | PKG ft3 (m3) |
|-------------------------------------|---------------|---|---------------------|------------------------|--------------|
| <input type="checkbox"/> | OPT 10053 | One chromatherapy light (factory installed) | 2 3/8 | 2.5 | N/A |
| <input type="checkbox"/> | OPT 10096 | Thermo-Acoustic system (minimal installation required) | N/A | 6 | |
| <input type="checkbox"/> | OPT 10113-001 | One 6-in. acrylic grab bar (factory installed) Available colors: White (001), Bone (004), Biscuit (007), Chrome (084), Polished Brass (085) and Brushed Nickel (105) | 6 | 1.75 | |
| <input type="checkbox"/> | OPT 10113-004 | | | | |
| <input type="checkbox"/> | OPT 10113-007 | | | | |
| <input type="checkbox"/> | OPT 10113-084 | | | | |
| <input type="checkbox"/> | OPT 10113-085 | | | | |
| <input type="checkbox"/> | OPT 10113-105 | | | | |
| <input type="checkbox"/> | OPT 20140-001 | Waste and overflow (included in product packaging) Available colors: White (001), Bone (004), Biscuit (007), Chrome (084), Polished Brass (085) and Brushed Nickel (105) | N/A | N/A | |
| <input type="checkbox"/> | OPT 20140-004 | | | | |
| <input type="checkbox"/> | OPT 20140-007 | | | | |
| <input type="checkbox"/> | OPT 20140-084 | | | | |
| <input type="checkbox"/> | OPT 20140-085 | | | | |
| <input type="checkbox"/> | OPT 20140-105 | | | | |

Whirlpool Options

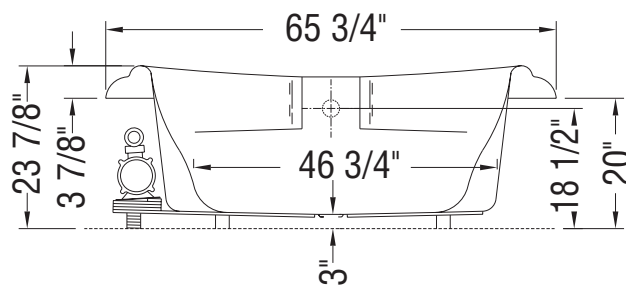
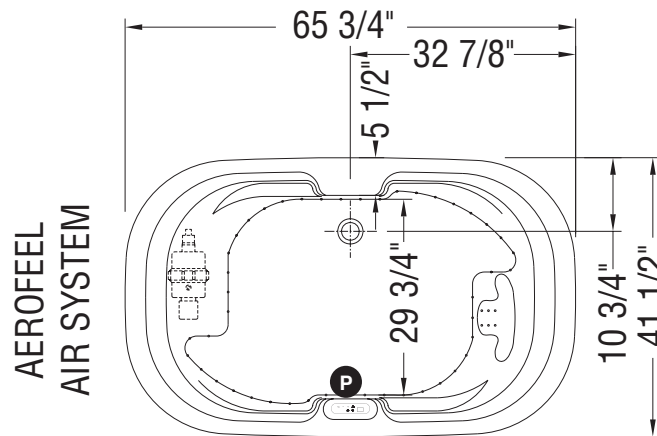
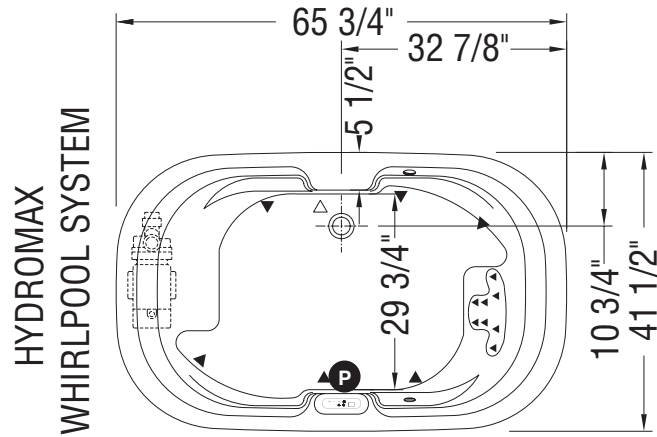
| <input checked="" type="checkbox"/> | No | Description | Dimensions in. (mm) | Approx. Weight lb (kg) | PKG ft3 (m3) |
|-------------------------------------|---------------|---|---------------------|------------------------|--------------|
| <input type="checkbox"/> | OPT 10095 | Water heater assembly (factory installed) | 9 X 5 X 3 | 2 | N/A |
| <input type="checkbox"/> | OPT 10106-084 | Metal trim kit for whirlpools and combined systems (factory installed) Available colors: Chrome (084), Polished Brass (085) and Brushed Nickel (105) | N/A | 1.5 | |
| <input type="checkbox"/> | OPT 10106-085 | | | | |
| <input type="checkbox"/> | OPT 10106-105 | | | | |
| <input type="checkbox"/> | OPT 20139 | Ozonator for whirlpool system (factory-installed) | | N/A | |

Air System Options

| <input checked="" type="checkbox"/> | No | Description | Dimensions in. (mm) | Approx. Weight lb (kg) | PKG ft3 (m3) |
|-------------------------------------|---------------|--|---------------------|------------------------|--------------|
| <input type="checkbox"/> | OPT 10119-084 | Metal trim kit for Aerofeel electronic control only (factory installed) Available colors: Chrome (084), Polished Brass (085) and Brushed Nickel (105) | N/A | 1.5 | N/A |
| <input type="checkbox"/> | OPT 10119-085 | | | | |
| <input type="checkbox"/> | OPT 10119-105 | | | | |

Accessories

| <input checked="" type="checkbox"/> | No | Description | Dimensions in. (mm) | Approx. Weight lb (kg) | PKG ft3 (m3) | |
|-------------------------------------|--------------|---|---------------------|------------------------|--------------|-----|
| <input type="checkbox"/> | 10004306-001 | White foam cushion with 2 suction pads (sold separately) | 11 1/2 X 6 1/2 X 1 | 1 | 0.27 | |
| <input type="checkbox"/> | 10019708 | Flexible Main Hose (15-ft. extension) for Electronic Control Air Massage - Kit (sold separately) | N/A | 2.5 | 0.89 | |
| <input type="checkbox"/> | 10025081-001 | Waste and overflow Available colors: White (001), Bone (004), Biscuit (007), Chrome (084), Polished Brass (085) and Brushed Nickel (105) | | N/A | N/A | N/A |
| <input type="checkbox"/> | 10025081-004 | | | | | |
| <input type="checkbox"/> | 10025081-007 | | | | | |
| <input type="checkbox"/> | 10025081-084 | | | | | |
| <input type="checkbox"/> | 10025081-085 | | | | | |
| <input type="checkbox"/> | 10025081-105 | | | | | |



- (P) : Indicates optional grab bar positioning
- (▲) : Indicates Hydromax whirlpool jets positioning
- (●) : Indicates Aerofeel airjets positioning
- (△) : Indicates suction positioning

All dimensions are approximate and subject to change without prior notice. Please refer to installation guide before installing unit.

Bathtub base includes anti-vibration Neutra-Phone™ leg supports (not shown).

Canada Alberta British Columbia Manitoba New Brunswick Newfoundland Nova Scotia Northwest Territories Ontario Prince Edward Island Quebec Saskatchewan Yukon Territory
United States Alabama Alaska Arizona Arkansas California Colorado Connecticut Delaware District of Columbia Florida Georgia Hawaii Idaho Illinois Indiana Iowa Kansas Kentucky Louisiana Maine Maryland Massachusetts Michigan Minnesota Mississippi Missouri Montana Nebraska Nevada New Hampshire New Jersey New Mexico New York North Carolina North Dakota Ohio Oklahoma Oregon Pennsylvania Rhode Island South Carolina South Dakota Tennessee Texas Utah Vermont Virginia Washington West Virginia Wisconsin Wyoming

Here are the electrical specifications for all MAAX Collection bathtub therapeutic systems offered in the United States.

PLEASE NOTE THAT SOME SYSTEMS MAY NOT BE AVAILABLE ON THE PRODUCT YOU HAVE SELECTED.

Please refer to the *Common Options* and *Massage System(s)* sections for more details.

| HYDROFEEL | |
|---|-----------------------------|
| Pump: Requires a dedicated circuit protected by a Class A GFCI. This circuit can be shared with these two options: Chromatherapy and Ambiance Set (Urban® Water Cascade) | |
| Heater: Requires a dedicated circuit protected by a Class A GFCI. | |
| Pump | 1.5HP / 120V / 12.5A / 60Hz |
| REST™ Pump Option | 1HP / 120V / 9.4A / 60Hz |
| Heater | 1500W / 120V / 12.5A / 60Hz |

| HYDROMAX | |
|--|-----------------------------|
| Pump: Requires a dedicated circuit protected by a Class A GFCI. This circuit can be shared with Chromatherapy (option). | |
| Pump 2 (for large bathtubs): Requires a dedicated circuit protected by a Class A GFCI. | |
| Heater: Requires a dedicated circuit protected by a Class A GFCI. | |
| Pump | 1.5HP / 120V / 12.5A / 60Hz |
| REST™ Pump Option | 1HP / 120V / 9.4A / 60Hz |
| Heater | 1500W / 120V / 12.5A / 60Hz |

| AEROFEEL | |
|--|----------------------------|
| Blower: Requires a dedicated circuit protected by a Class A GFCI. This circuit can be shared with these two options: Chromatherapy and Ambiance Set (Urban® Water Cascade). | |
| Blower | 1.4HP / 120V / 9.5A / 60Hz |

| COMBINED HYDROFEEL / AEROFEEL | |
|--|-----------------------------|
| Blower: Requires a dedicated circuit protected by a Class A GFCI. | |
| Pump: Requires a dedicated circuit protected by a Class A GFCI. This circuit can be shared with these two options: Chromatherapy and Ambiance Set (Urban® Water Cascade). | |
| Heater: Requires a dedicated circuit protected by a Class A GFCI. | |
| Blower | 1.4HP / 120V / 9.5A / 60Hz |
| Pump | 1.5HP / 120V / 12.5A / 60Hz |
| REST™ Pump Option | 1HP / 120V / 9.4A / 60Hz |
| Heater | 1500W / 120V / 12.5A / 60Hz |

| COMBINED HYDROMAX / AEROFEEL | |
|--|-----------------------------|
| Blower: Requires a dedicated circuit protected by a Class A GFCI. | |
| Pump: Requires a dedicated circuit protected by a Class A GFCI. This circuit can be shared with Chromatherapy (option). | |
| Pump 2 (for large bathtubs): Requires a dedicated circuit protected by a Class A GFCI. | |
| Heater: Requires a dedicated circuit protected by a Class A GFCI. | |
| Blower | 1.4HP / 120V / 9.5A / 60Hz |
| Pump | 1.5HP / 120V / 12.5A / 60Hz |
| REST™ Pump Option | 1HP / 120V / 9.4A / 60Hz |
| Heater | 1500W / 120V / 12.5A / 60Hz |

| CHROMATHERAPY | |
|---|--|
| Requires a dedicated circuit protected by a Class A GFCI. | |

| AMBIANCE SET (URBAN® WATER CASCADE) | |
|---|--|
| Requires a dedicated circuit protected by a Class A GFCI. This circuit can be shared with Chromatherapy (option). | |

Installation Note

Install this product according to the *Installation Guide*.

All electrical wiring must be done per national/local electrical codes.